

Einschraub- und Schaftfräswerkzeuge / *Screw-in end mills*



GEM **90** - **A** **P** **10**

D12 - **W16** - **L100** - **Z01** - **H**

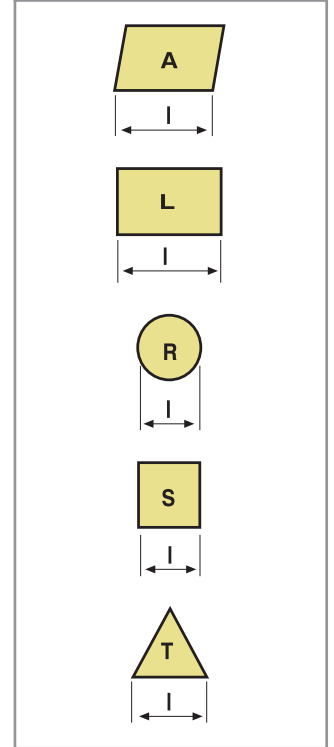
1 Fräswerkzeug / Milling Cutter

GFM: Eck- und Planfräsköpfe / Face milling tools
GEM: Schafffräser für Wendeplatten / Indexable end mills
GCM: Faserfräser / Chamber mills
GPM: Igelfräser / Porcupine cutters
GSM: T-Nutenfräser / T-Slot cutters
GHM: Fräser für hohe Vorschübe / High-feed milling cutters
GSDM: Scheibenfräser / Slot Disc Milling

2 Anstellwinkel / Approach angle

90° - 75° - 60° - 45°
20° - 15° - 11° - 5° - 0°

5 Länge der Schneidkante (mm)
Length of cutting edge (mm)



3 Grundform der Wendschneidplatte / Basic shape of indexable insert

C	D	E	K
L	R	S	T
V	W	A	B
H	M	O	P

4 Freiwinkel der Wendschneidplatte / Indexable insert clearance angle

A	B	C
D	E	F
G	N	P

6 Werkzeugdurchmesser / Tool diameter

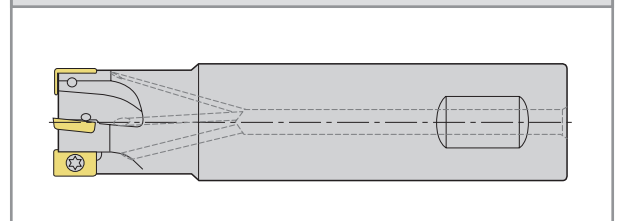
7 Art der Montage und Durchmesser / Assembly form and diameter

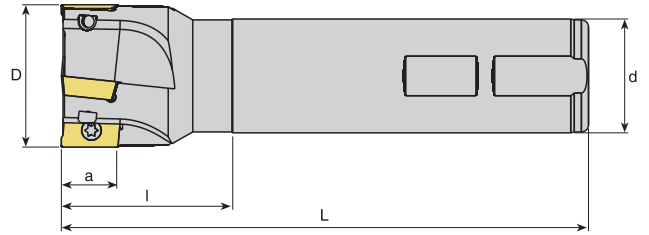

A, B, C, D, : Montage gemäß ISO / Assembly according to ISO
C : Zylinder formiger Schaft / Cylindrien Shank

8 Werkzeuglänge / Tool length

9 Effektive Zähnezahl / Number of effective

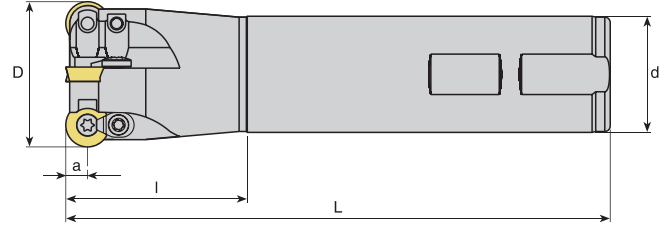
10 Innere Kühlmittelzufuhr / With coolant hole










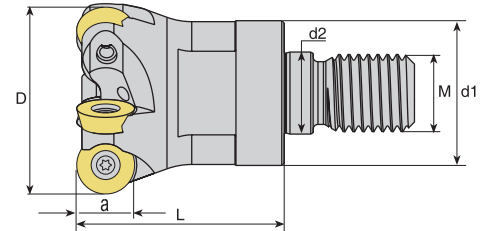
Bezeichnung Designation	Abmessungen (mm) Dimensions (mm)						Wendepplatte Insert	Ersatzteile Spare parts				
	D	Z	d	L	l	a		Spannschraube Clamping screw	Torx Schlüssel Torx key			
GEM90-AP10-D12-W16-L100-Z01-H	12	1	16	100	30	10						
GEM90-AP10-D14-W16-L100-Z01-H	14	1	16	100	30	10						
GEM90-AP10-D16-W16-L100-Z02-H	16	2	16	100	30	10						
GEM90-AP10-D18-W16-L100-Z02-H	18	2	16	100	40	10						
GEM90-AP10-D20-W20-L100-Z03-H	20	3	20	100	30	10						
GEM90-AP10-D22-W20-L100-Z03-H	22	3	20	100	30	10						
GEM90-AP10-D25-W25-L100-Z03-H	25	3	25	100	30	10						
GEM90-AP10-D12-W16-L150-Z01	12	1	16	150	38	10				AP.. 1003..		
GEM90-AP10-D14-W16-L150-Z01	14	1	16	150	38	10						
GEM90-AP10-D16-W16-L150-Z02	16	2	16	150	50	10						
GEM90-AP10-D16-C16-L150-Z02-H	16	2	16	150	50	10						
GEM90-AP10-D18-W16-L150-Z02	18	2	16	150	40	10						
GEM90-AP10-D20-W20-L150-Z03	20	3	20	150	50	10						
GEM90-AP10-D20-C20-L150-Z03-H	20	3	20	150	50	10						
GEM90-AP10-D21-W20-L150-Z03	21	3	20	150	50	10						
GEM90-AP10-D22-W20-L150-Z03	22	3	20	150	50	10						
GEM90-AP10-D24-W20-L150-Z03	24	3	20	150	50	10						
GEM90-AP10-D25-W25-L150-Z03	25	3	25	150	50	10						
GEM90-AP10-D32-W25-L150-Z04	32	4	25	150	50	10						
GEM90-AP10-D32-W32-L150-Z04	32	4	32	150	50	10						
GEM90-AP10-D40-W32-L150-Z05	40	5	32	150	50	10						
GEM90-AP10-D16-C16-L200-Z02	16	2	16	200	100	10	011008	018003				
GEM90-AP10-D20-C20-L200-Z02	20	2	20	200	100	10						
GEM90-AP10-D25-C25-L200-Z02	25	2	25	200	100	10						
GEM90-AP10-D25-C25-L200-Z03	25	3	25	200	100	10						
GEM90-AP10-D25-C25-L250-Z02	25	2	25	250	100	10						
GEM90-AP11-D16-W16-L150-Z02	16	2	16	150	50	11	AP.. 11T3..					
GEM90-AP11-D16-C16-L150-Z02	16	2	16	150	50	11						
GEM90-AP11-D17-C16-L150-Z02	17	2	16	150	50	11						
GEM90-AP11-D20-W20-L150-Z03	20	3	20	150	50	11						
GEM90-AP11-D20-C20-L150-Z03	20	3	20	150	50	11						
GEM90-AP11-D21-W20-L150-Z03	21	3	20	150	50	11						
GEM90-AP11-D21-W20-L150-Z03-H	21	3	20	150	50	11						
GEM90-AP11-D21-C20-L150-Z03	21	3	20	150	50	11						
GEM90-AP11-D25-W25-L150-Z03	25	3	25	150	50	11						
GEM90-AP11-D25-W25-L150-Z03-H	25	3	25	150	50	11						
GEM90-AP11-D25-C25-L150-Z03	25	3	25	150	50	11						
GEM90-AP11-D26-C25-L150-Z03	26	3	25	150	50	11						
GEM90-AP11-D32-W25-L150-Z04	32	4	25	150	50	11						
GEM90-AP11-D32-W32-L150-Z03-H	32	3	32	150	50	11						
GEM90-AP11-D32-W32-L150-Z04	32	4	32	150	50	11						
GEM90-AP11-D16-C16-L200-Z02	16	2	16	200	100	11						
GEM90-AP11-D17-C16-L200-Z02	17	2	16	200	100	11						
GEM90-AP11-D20-C20-L200-Z03	20	3	20	200	100	11						
GEM90-AP11-D21-C20-L200-Z03	21	3	20	200	100	11						




Bestellbeispiel/Ordering example: 1 Stk/pcs. GEM90 AP11 D21 C20 L200 Z03



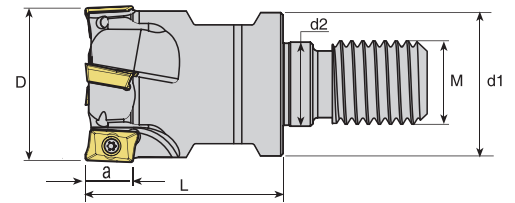
Bezeichnung Designation	Abmessungen (mm) Dimensions (mm)						Wendepplatte Insert 	Ersatzteile Spare parts			
	D	Z	d	L	l	a		Spannschraube Clamping screw	Spannpratze Clamp	Spannschraube Clamping screw	Torx Schlüssel Torx key
											
GEMR-RD08T2-D16-W16-L150-Z02	16	2	16	150	60	4	RD.. 08T2..	011008			018003
GEMR-RD08T2-D20-W20-L150-Z02	20	2	20	150	60	4					
GEMR-RD0803-D16-C16-L150-Z02	16	2	16	150	60	4	RD.. 0803..	011043			
GEMR-RD0803-D16-C20-L200-Z02	16	2	20	200	60	4					
GEMRC-RD1003-D20-W20-L150-Z02	20	2	20	150	60	5	RD.. 1003..	011014	002022	011014	018005
GEMRC-RD1003-D25-W25-L150-Z02	25	2	25	150	60	5					
GMRC-RD1003-D32-W32-L150-Z03	32	3	32	150	60	5					
GEMRC-RD1003-D40-W32-L150-Z04	40	4	32	150	50	5					
GEMRC-RD1003-D20-C20-L160-Z02	20	2	20	160	70	5					
GEMRC-RD1003-D25-C25-L160-Z02	25	2	25	160	70	5					
GEMRC-RD1003-D25-W25-L200-Z02	25	2	25	200	100	5					
GEMRC-RD1003-D25-C25-L200-Z02	25	2	25	200	100	5					
GEMRC-RD1003-D20-C20-L250-Z02	20	2	20	250	150	5					
GEMRC-RD1003-D25-C25-L250-Z02	25	2	25	250	150	5					
GEMRC-RD1003-D32-C32-L250-Z02	32	2	32	250	150	5					
GEMRC-RD1003-D40-C32-L250-Z02	40	2	32	250	50	5					
GEMRC-RD10T3-D20-W20-L150-Z02	20	2	20	150	60	5					
GEMRC-RD10T3-D25-W25-L150-Z02	25	2	25	150	60	5					
GEMRC-RD10T3-D32-W32-L150-Z03	32	3	32	150	60	5					
GEMRC-RD12T3-D25-W25-L150-Z02	25	2	25	150	60	6	RD.. 12T3..	011014	002022	011014	018005
GEMRC-RD12T3-D32-W32-L150-Z03	32	3	32	150	60	6					
GEMRC-RD12T3-D40-W32-L150-Z04	40	4	32	150	50	6					
GEMRC-RD12T3-D25-W25-L200-Z02	25	2	25	200	100	6					
GEMRC-RD12T3-D25-C25-L250-Z02	25	2	25	250	150	6					
GEMRC-RD12T3-D32-C32-L250-Z02	32	2	32	250	150	6					
GEMRC-RD12T3-D40-C32-L250-Z02	40	2	32	250	50	6					
GEMRC-RD12T3-D25-C25-L300-Z02	25	2	25	300	150	6	RD.. 1204..				
GEMRC-RD1204-D32-C32-L160-Z03	32	3	32	160	70	6	RD.. 1604..	002028	002014	011032	
GEMRC-RD1604-D40-W32-L150-Z02	40	2	32	150	50	8					




Bestellbeispiel/Ordering example: 1 Stk/pcs. GEMRC-RD1604 D40 W32 L150 Z02



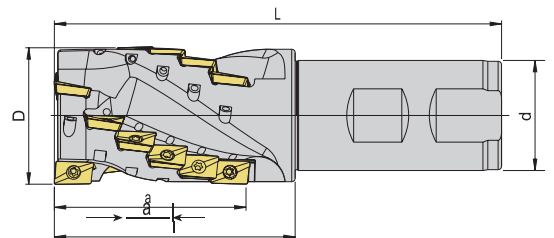
Bezeichnung Designation	Abmessungen (mm) Dimensions (mm)							Wendeplatte Insert 	Ersatzteile Spare parts	
	D	Z	d1	M	L	d2	a		Spannschraube Clamping screw 	Torx Schlüssel Torx key 
GEMR-RD0702-D15-M08-L23-Z02-H	15	2	13	M08	23	8.5	3.5	RD.. 0702..	011008	018003
GEMR-RD0702-D16-M08-L23-Z02-H	16	2	13	M08	23	8.5	3.5			
GEMR-RD0702-D20-M10-L30-Z04-H	20	4	18	M10	30	10.5	3.5			
GEMR-RD0702-D25-M12-L35-Z05-H	25	5	21	M12	35	17	3.5			
GEMR-RD0702-D30-M16-L42-Z05-H	30	5	29	M16	42	17	3.5			
GEMR-RD0702-D32-M16-L43-Z05-H	32	5	26	M16	43	17	3.5			
GEMR-RD0702-D35-M16-L42-Z06-H	35	6	29	M16	42	17	3.5			
GEMR-RD1003-D20-M10-L30-Z02-H	20	2	18	M10	30	10.5	5	RD.. 1003..	011014	018005
GEMR-RD1003-D25-M12-L35-Z03-H	25	3	21	M12	35	12.5	5			
GEMR-RD1003-D30-M16-L43-Z04-H	30	4	29	M16	43	17	5			
GEMR-RD1003-D32-M16-L43-Z04-H	32	4	29	M16	43	17	5			
GEMR-RD1003-D35-M16-L43-Z04-H	35	4	29	M16	43	17	5			
GEMR-RD1003-D40-M16-L43-Z05-H	40	5	29	M16	43	17	5			
GEMR-RD1003-D42-M16-L43-Z05-H	42	5	29	M16	43	17	5			
GEMR-RD12T3-D24-M12-L35-Z02-H	24	2	21	M12	35	12.5	6	RD.. 12T3..	011014	018005
GEMR-RD12T3-D25-M12-L35-Z02-H	25	2	21	M12	35	12.5	6			
GEMR-RD12T3-D32-M16-L43-Z03-H	32	3	29	M16	43	17	6			
GEMR-RD12T3-D35-M16-L43-Z03-H	35	3	29	M16	43	17	6			
GEMR-RD12T3-D35-M16-L43-Z04-H	35	4	29	M16	43	17	6			
GEMR-RD12T3-D40-M16-L43-Z04-H	40	4	29	M16	43	17	6			
GEMR-RD12T3-D42-M16-L43-Z05-H	42	5	29	M16	43	17	6			
GEMR-RD1604-D32-M16-L43-Z02-H	32	2	29	M16	43	17	8	RD.. 1604..	002028	
GEMR-RD1604-D40-M16-L43-Z02-H	40	2	29	M16	43	17	8			
GEMR-RD1604-D42-M16-L43-Z03-H	42	3	29	M16	43	17	8			




Bestellbeispiel/Ordering example: 1 Stk/pcs. GEMR RD1604 D42 M16 L43 Z03 H



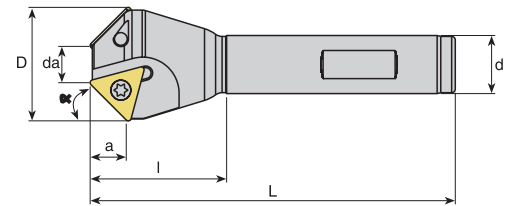
Bezeichnung Designation	Abmessungen (mm) Dimensions (mm)							Wendeplatte Insert	Ersatzteile Spare parts	
	D	Z	d1	M	L	d2	a		Spannschraube Clamping screw	Torx Schlüssel Torx key
GEM90-AP10-D16-M08-L30-Z02-H	16	2	14.75	M08	30	8.5	10			
GEM90-AP10-D20-M10-L30-Z03-H	20	3	18	M10	30	10.5	10			
GEM90-AP10-D25-M12-L35-Z03-H	25	3	21	M12	35	12.5	10			
GEM90-AP10-D32-M16-L35-Z04-H	32	4	29	M16	35	17	10			
GEM90-AP10-D40-M16-L43-Z05-H	40	5	29	M16	43	17	10			
GEM90-AP10-D42-M16-L43-Z05-H	42	5	29	M16	43	17	10	AP.. 1003..	011008	018003
GEM90-AP11-D16-M08-L30-Z02-H	16	2	14.75	M08	30	8.5	11			
GEM90-AP11-D20-M10-L30-Z03-H	20	3	18	M10	30	10.5	11	AP.. 11T3..		
GEM90-AP16-D25-M12-L43-Z02-H	25	2	21	M12	43	12.5	16	AP.. 1604..	011032	018005
GEM90-AP16-D32-M16-L43-Z03-H	32	3	29	M16	43	17	16			
GEM90-AP16-D40-M16-L43-Z04-H	40	4	29	M16	43	17	16			

Bestellbeispiel/Ordering example: 1 Stk/pcs, GEM AP10 D16 M08 L30 Z02 H



Bezeichnung Designation	Abmessungen (mm) Dimensions (mm)							Wendeplatte Insert 	Ersatzteile Spare parts	
	Z		D	d	a	L	I			Torx Schlüssel Torx key 
	TOTAL	EFFECTIVE								
GHM90-AP10-D20-W20-L087-Z06	6	2	20	20	28	87	36	AP.. 1003..	011008	018003
GHM90-AP10-D25-W25-L105-Z08	8	2	25	25	37	105	47			
GHM90-AP10-D32-W32-L115-Z15	15	3	32	32	46	115	54			
GHM90-AP10-D40-W32-L130-Z18-H	18	3	40	32	55	130	70			

Bestellbeispiel/Ordering example: 1 Stk/pcs. GHM90 AP10 D40 W32 L130 Z18 H



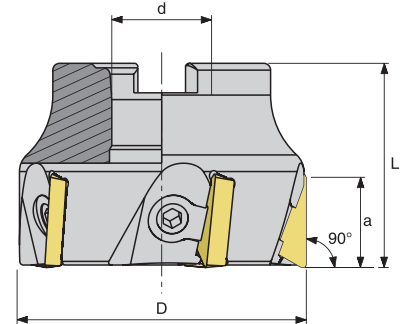
Bezeichnung Designation	Abmessungen (mm) Dimensions (mm)									Wendeplatte Insert	Ersatzteile Spare parts			
	α	d_a	D	d	L	l	Z	a	Spannschraube Clamping screw		Torx Schlüssel Torx key			
GCM45 -TC09-D7X19-W16-L100-Z02	45°	7	19	16	100	25	2	6.3	TCM. 0902..	011004	018002			
GCM10 -TC16-D17X20-W16-L90-Z01	10°	17	20	16	90	30	1	15.7						
GCM15 -TC16-D17X22-W16-L90-Z01	15°	17	22	16	90	30	1	15.4						
GCM17.5 -TC16-D17X24-W16-L90-Z01	17.5°	17	24	16	90	30	1	15.2						
GCM20 -TC16-D12X20-W16-L100-Z01	20°	12	20	16	100	30	1	15						
GCM20 -TC16-D17X26-W16-L100-Z01	20°	17	26	16	100	30	1	15						
GCM22.5 -TC16-D17X28-W16-L100-Z01	22.5°	17	28	16	100	30	1	14.7						
GCM25 -TC16-D17X30-W16-L100-Z01	25°	17	30	16	100	30	1	14.5						
GCM30 -T C16-D6X20-W16-L100-Z01	30°	6	20	16	100	30	1	13.8				TCM. 16T3..	011014	018005
GCM30 -TC16-D20X35-W16-L100-Z02	30°	20	35	16	100	35	2	13.8						
GCM30 -TC16-D30X45-W20-L100-Z02	30°	30	45	20	100	40	2	13.8						
GCM45 -TC16-D5X23-W16-L100-Z01	45°	5	23	16	100	30	1	11.3						
GCM45 -TC16-D10X30-W16-L100-Z02	45°	10	30	16	100	35	2	11.3						
GCM45 -TC16-D18X37-W20-L100-Z02	45°	18	37	20	100	40	2	11.3						
GCM45 -TC16-D20X40-W20-L100-Z02	45°	20	40	20	100	40	2	11.3						
GCM45 -TC16-D30X50-W20-L100-Z02	45°	30	50	20	100	40	2	11.3						

Bestellbeispiel/Ordering example: 1 Stk/pcs. GCM45 TC16 D30X50 W20 L100 Z02

Eck- und Planmesserköpfe / Shoulder and face milling cutters



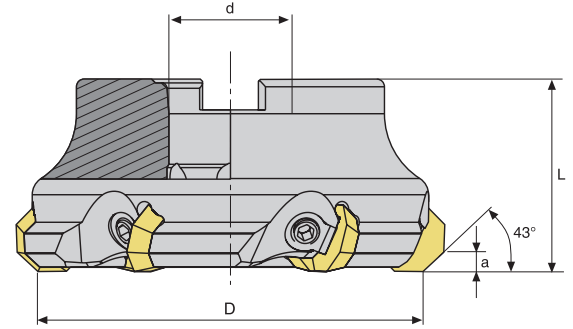
90°







Bezeichnung Designation	Abmessungen (mm) Dimensions (mm)					Wendeplatte Insert	Ersatzteile Spare parts					
	D	z	d	L	a		Spannpratze Clamp	Spannschraube Clamping screw	Unterlage Shim	Spannschraube Clamping screw	Winkelschlüssel Allen key	
GFM90C-TP16-D050-A22-Z04	50	4	22	40	12	TP.. 1603..	002019	003012				
GFM90C-TP16-D063-A22-Z06	63	6	22	45	12							
GFM90C-TP16-D080-A27-Z07	80	7	27	50	12							
GFM90C-TP16-D100-A32-Z08	100	8	32	50	12							
GFM90C-TP22-D063-A22-Z05	63	5	22	45	18	TP.. 2204..	002020	003013				
GFM90C-TP22-D080-A27-Z06	80	6	27	50	18							
GFM90C-TP22-D100-A32-Z07	100	7	32	50	18							
GFM90C-TP22-D125-B40-Z08	125	8	40	63	18							
GFM90C-TP22-D160-C40-Z09	160	9	40	63	18							
GFM90C-TP22-D200-C60-Z12	200	12	60	63	18							017004
GFM90C-TP22-D250-C60-Z15	250	15	60	63	18							
GFM90C-TP22-D315-D60-Z18	315	18	60	63	18							
GFM90C-TP22-D063-A22-Z05	63	5	22	45	18							
GFM90C-TP22-D080-A27-Z06	80	6	27	50	18							
GFM90C-TP22-D100-A32-Z07	100	7	32	50	18							
GFM90C-TP22-D125-B40-Z08	125	8	40	63	18			001033	004008			
GFM90C-TP22-D160-C40-Z09	160	9	40	63	18							
GFM90C-TP22-D200-C60-Z12	200	12	60	63	18							
GFM90C-TP22-D250-C60-Z15	250	15	60	63	18							
GFM90C-TP22-D315-D60-Z18	315	18	60	63	18							

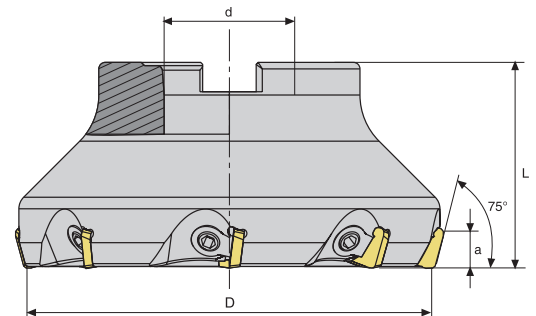
Bestellbeispiel/Ordering example: 1 Stk/pcs. GFM90C TP22 D315 D60 Z18





43°



Bezeichnung Designation	Abmessungen (mm) Dimensions (mm)					Wendeplatte Insert 	Ersatzteile Spare parts		
	D	Z	d	L	a		Spannpratze Clamp	Spannschraube Clamping screw	Winkelschlüssel Allen key
									
GFM43C-OF07-D063-A22-Z04	63	4	22	40	5	OF.. 0704..	002020	003014	017004
GFM43C-OF07-D080-A27-Z05	80	5	27	50	5				
GFM43C-OF07-D100-A32-Z06	100	6	32	50	5				

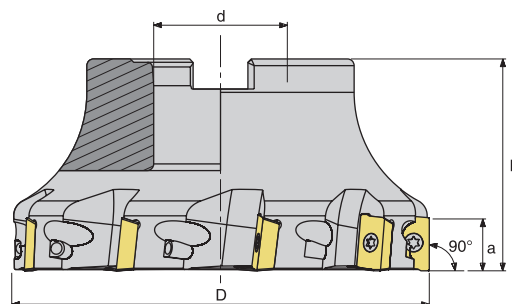
75°






Bezeichnung Designation	Abmessungen (mm) Dimensions (mm)					Wendeplatte Insert 	Ersatzteile Spare parts		
	D	Z	d	L	a		Spannpratze Clamp	Spannschraube Clamping screw	Winkelschlüssel Allen key
									
GFM75C-SP12-D050-A22-Z04	50	4	22	42	8	SPKN 1203..	002019	003012	017004
GFM75C-SP12-D063-A22-Z05	63	5	22	40	8				
GFM75C-SP12-D080-A27-Z06	80	6	27	50	8				
GFM75C-SP12-D100-A32-Z07	100	7	32	50	8				
GFM75C-SP12-D125-B40-Z08	125	8	40	63	8				
GFM75C-SP12-D160-C40-Z09	160	9	40	63	8				
GFM75C-SP12-D200-C60-Z12	200	12	60	63	8				

Bestellbeispiel/Ordering example: 1 Stk/pcs. GFM75C SP12 D200 C60 Z12

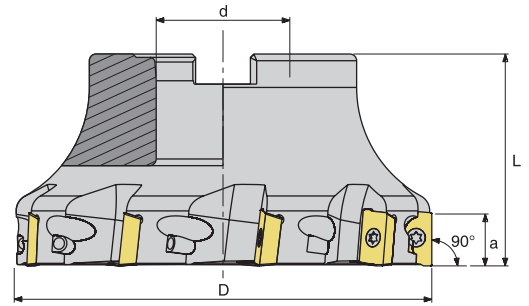
90°






Bezeichnung Designation	Abmessungen (mm) Dimensions (mm)					Wendeplatte Insert 	Ersatzteile Spare parts	
	D	Z	d	L	a		Spannschraube Clamping screw	Torx Schlüssel Torx key
								
GFM90-AP10-D040-A16-Z05-H	40	5	16	40	10	AP.. 1003..	011008	018003
GFM90-AP10-D050-A22-Z06-H	50	6	22	40	10			
GFM90-AP10-D063-A22-Z07-H	63	7	22	40	10			
GFM90-AP10-D080-A27-Z08-H	80	8	27	50	10			
GFM90-AP10-D100-A32-Z09-H	100	9	32	50	10			
GFM90-AP16-D040-A16-Z04-H	40	4	16	40	16	AP.. 1604..	011032	018005
GFM90-AP16-D050-A22-Z05-H	50	5	22	40	16			
GFM90-AP16-D063-A22-Z06-H	63	6	22	40	16			
GFM90-AP16-D080-A27-Z07-H	80	7	27	50	16			
GFM90-AP16-D100-A32-Z08-H	100	8	32	50	16			
GFM90-AP16-D125-B40-Z09	125	9	40	63	16			
GFM90-AP16-D160-C40-Z10	160	10	40	63	16			

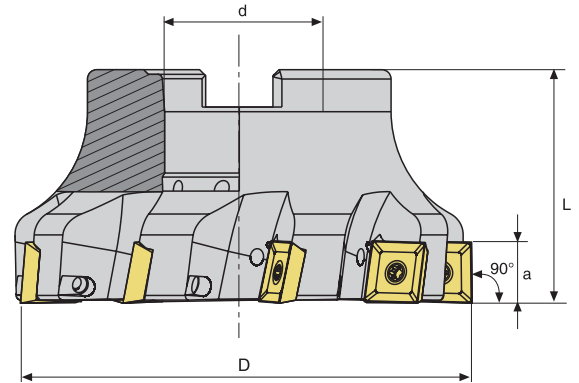
Bestellbeispiel/Ordering example: 1 Stk/pcs. GFM90C AP16 D160 C40 Z10




90°



Bezeichnung Designation	Abmessungen (mm) Dimensions (mm)					Wendeplatte Insert 	Ersatzteile Spare parts	
	D	Z	d	L	a		Spannschraube Clamping screw 	Torx Schlüssel Torx key 
GFM90-AD1505-D040-A16-Z04-H	40	4	16	40	15	AD.. 1505	011032	018005
GFM90-AD1505-D050-A22-Z05-H	50	5	22	40	15			
GFM90-AD1505-D063-A22-Z06-H	63	6	22	40	15			
GFM90-AD1505-D080-A27-Z07-H	80	7	27	50	15			
GFM90-AD1505-D100-A32-Z08-H	100	8	32	50	15			
GFM90-AD1505- D125-B40-Z09	125	9	40	63	15			

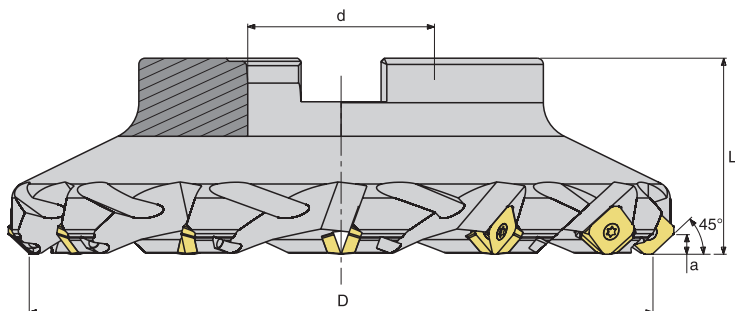
90°






Bezeichnung Designation	Abmessungen (mm) Dimensions (mm)					Wendeplatte Insert 	Ersatzteile Spare parts	
	D	Z	d	L	a		Spannschraube Clamping screw 	Torx Schlüssel Torx key 
GFM90-SE12-D050-A22-Z04-H	50	4	22	40	12	SE..1203.. R290-12T3	011014	018005
GFM90-SE12-D063-A22-Z05-H	63	5	22	40	12			
GFM90-SE12-D080-A27-Z07-H	80	7	27	50	12			
GFM90-SE12-D100-A32-Z09-H	100	9	32	50	12			
GFM90-SE12-D125-B40-Z11	125	11	40	63	12			

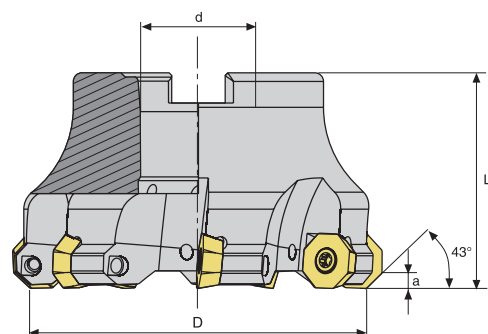
Bestellbeispiel/Ordering example: 1 Stk/pcs. GFM90 SE12 D125 B40 Z11



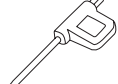
45°



Bezeichnung Designation	Abmessungen (mm) Dimensions (mm)					Wendeplatte Insert	Ersatzteile Spare parts	
	D	Z	d	L	a		Spannschraube Clamping screw	Torx Schlüssel Torx key
GFM45-SE12-D050-A22-Z04-H	50	4	22	40	6	 SE..12T3.. R245-12T3	 011014	 018005
GFM45-SE12-D063-A22-Z05-H	63	5	22	40	6			
GFM45-SE12-D080-A27-Z06-H	80	6	27	50	6			
GFM45-SE12-D100-A32-Z07-H	100	7	32	50	6			
GFM45-SE12-D125-B40-Z08-H	125	8	40	63	6			
GFM45-SE12-D160-C40-Z10-H	160	10	40	63	6			
GFM45-SE12-D200-C60-Z12-H	200	12	60	63	6			

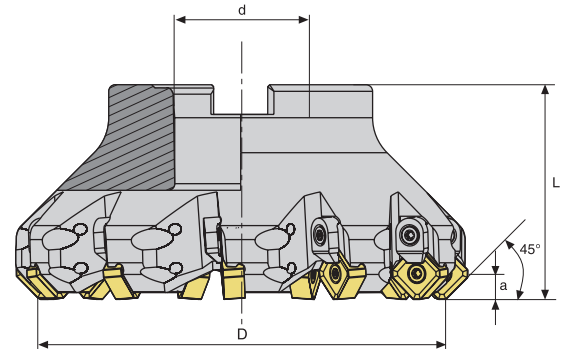
43°








Bezeichnung Designation	Abmessungen (mm) Dimensions (mm)					Wendeplatte Insert	Ersatzteile Spare parts	
	D	Z	d	L	a		Spannschraube Clamping screw	Torx Schlüssel Torx key
GFM43-OD0504-D040-A16-Z04-H	40	4	16	40	3.5	 OD.. 0504..	 011014	 018005
GFM43-OD0504-D050-A22-Z05-H	50	5	22	40	3.5			
GFM43-OD0504-D063-A22-Z06-H	63	6	22	40	3.5			
GFM43-OD0504-D080-A27-Z07-H	80	7	27	50	3.5			
GFM43-OD0504-D100-A32-Z08-H	100	8	32	50	3.5			

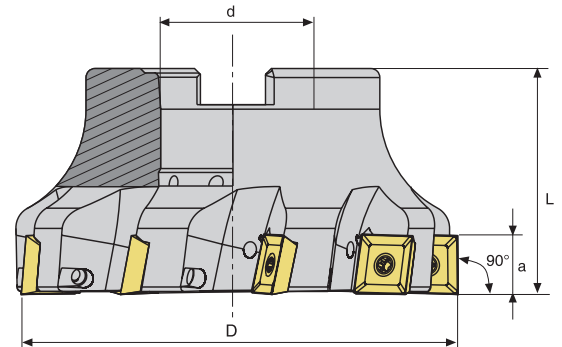
Bestellbeispiel/Ordering example: 1 Stk/pcs. GFM43 OD054 D100 A32 Z08 H




45°



Bezeichnung Designation	Abmessungen (mm) Dimensions (mm)					Wendeplatte Insert 	Ersatzteile Spare parts			
	D	Z	d	L	a		Spannschraube Clamping screw	Spannpratze Clamp	Spannschraube Clamping screw	Torx Schlüssel Torx key
										
GFM45C-SN1206-D050-A22-Z05-H	50	5	22	40	6	SN.. 1206..	011032	002014	011032	018005
GFM45C-SN1206-D063-A22-Z07-H	63	7	22	40	6					
GFM45C-SN1206-D080-A27-Z08-H	80	8	27	50	6					
GFM45C-SN1206-D100-A32-Z10-H	100	10	32	50	6					
GFM45C-SN1206-D125-B40-Z11	125	11	40	63	6					
GFM45C-SN1206-D160-C40-Z12	160	12	40	63	6					
GFM45C-SN1206-D200-C60-Z14	200	14	60	63	6					

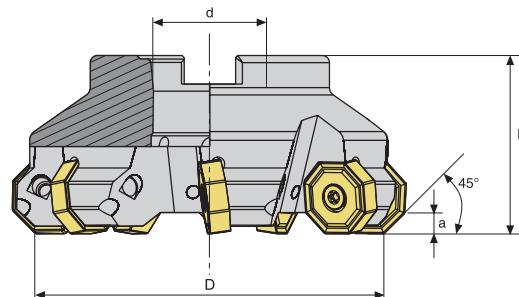
90°






Bezeichnung Designation	Abmessungen (mm) Dimensions (mm)					Wendeplatte Insert 	Ersatzteile Spare parts	
	D	Z	d	L	a		Spannschraube Clamping screw	Torx Schlüssel Torx key
								
GFM90-SD09-D050-A22-Z05-H	50	5	22	40	9	SD.. 09M4..	011014	018005
GFM90-SD09-D063-A22-Z06-H	63	6	22	40	9			
GFM90-SD13-D050-A22-Z04-H	50	4	22	40	13	SD.. 1305..	011040	018006
GFM90-SD13-D063-A22-Z05-H	63	5	22	40	13			
GFM90-SD13-D080-A27-Z06-H	80	6	27	50	13			
GFM90-SD13-D100-A32-Z07-H	100	7	32	50	13			
GFM90-SD13-D125-B40-Z08	125	8	40	63	13			
GFM90-SD13-D160-C40-Z10	160	10	40	63	13			

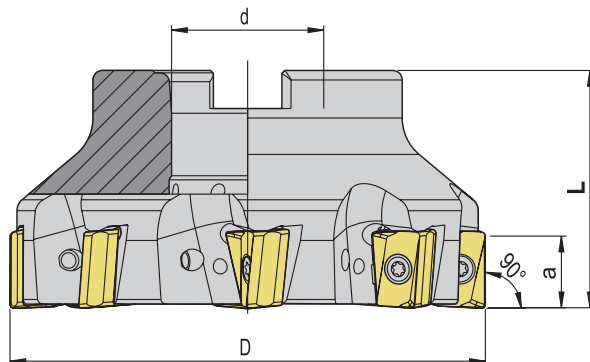
Bestellbeispiel/Ordering example: 1 Stk./pcs. GFM90 SD13 D160 C40 Z10



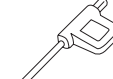
45°



Bezeichnung Designation	Abmessungen (mm) Dimensions (mm)					Wendeplatte Insert 	Ersatzteile Spare parts	
	D	Z	d	L	a		Spannschraube Clamping screw 	Torx Schlüssel Torx key 
GFM45-ON08-D063-A22-Z05-H	63	5	22	40	4	ON..0806..	011040	018006
GFM45-ON08-D080-A27-Z06-H	80	6	27	50	4			
GFM45-ON08-D100-A32-Z07-H	100	7	32	50	4			
GFM45-ON08-D125-B40-Z08	125	8	40	63	4			
GFM45-ON08-D160-C40-Z10	160	10	40	63	4			
GFM45-ON08-D200-C60-Z12	200	12	60	63	4			

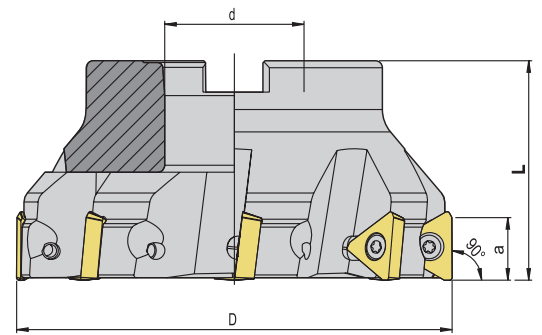
90°






Bezeichnung Designation	Abmessungen (mm) Dimensions (mm)					Wendeplatte Insert 	Ersatzteile Spare parts	
	D	Z	d	L	a		Spannschraube Clamping screw 	Torx Schlüssel Torx key 
GFM90-AN1607-D050-A22-Z04-H	50	4	22	40	15	AN.X 1607..	011032	018005
GFM90-AN1607-D063-A22-Z06-H	63	6	22	40	15			
GFM90-AN1607-D080-A27-Z07-H	80	7	27	50	15			
GFM90-AN1607-D100-A32-Z08-H	100	8	32	50	15			

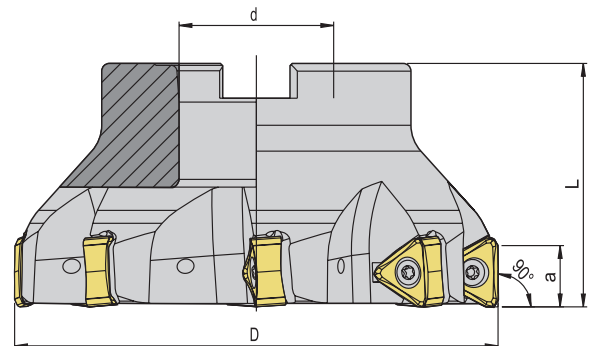
Bestellbeispiel/Ordering example: 1 Stk/pcs. GFM90 AN1607 D100 A32 Z08 H




90°



Bezeichnung Designation	Abmessungen (mm) Dimensions (mm)					Wendeplatte Insert	Ersatzteile Spare parts	
	D	Z	d	L	a		Spannschraube Clamping screw	Tox Schlüssel Torx key
GFM90-TP2205-D063-A22-Z04	63	4	22	40	18	 TPKT 2205..	 011039	 018006
GFM90-TP2205-D080-A27-Z06	80	6	27	50	18			
GFM90-TP2205-D100-A32-Z07	100	7	32	50	18			
GFM90-TP2205-D125-B40-Z08	125	8	40	63	18			
GFM90-TP2205-D160-C40-Z09	160	9	40	63	18			

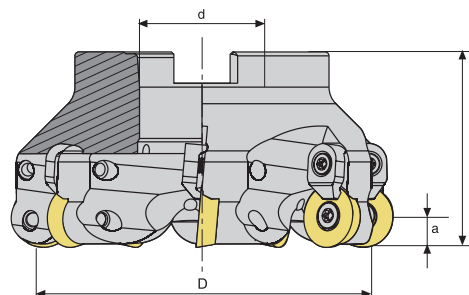
90°

















Bezeichnung Designation	Abmessungen (mm) Dimensions (mm)					Wendeplatte Insert	Ersatzteile Spare parts	
	D	Z	d	L	a		Spannschraube Clamping screw	Tox Schlüssel Torx key
GFM90-TN2207-D063-A22-Z04-H	63	4	22	40	15	 TN.X 2207..	 011039	 018006
GFM90-TN2207-D080-A27-Z05-H	80	5	27	50	15			
GFM90-TN2207-D100-B32-Z06	100	6	32	50	15			
GFM90-TN2207-D125-B40-Z08	125	8	40	63	15			

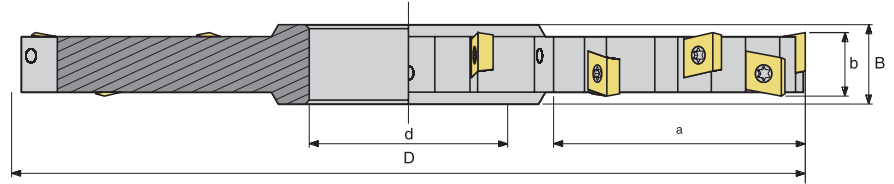
Bestellbeispiel/Ordering example: 1 Stk/pcs. GFM90 TN2207 D125 B40 Z08




45°



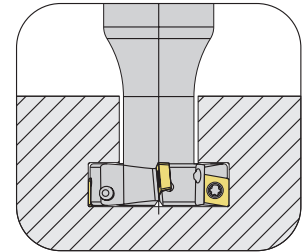
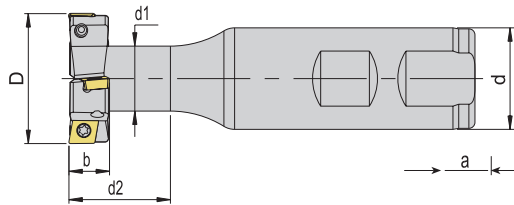

Bezeichnung Designation	Abmessungen (mm) Dimensions (mm)					Wendeplatte Insert 	Ersatzteile Spare parts			
	D	Z	d	L	a		Spannschraube Clamping screw	Spannpratze Clamp	Spannschraube Clamping screw	Torx Schlüssel Torx key
										
GFMRC-RD1003-D040-A16-Z04-H	40	4	16	40	5	RD.. 1003..				
GFMRC-RD1003-D050-A22-Z05-H	50	5	22	50	5					
GFMRC-RD1003-D063-A22-Z06-H	63	6	22	50	5					
GFMRC-RD1003-D080-A27-Z07-H	80	7	27	50	5					
GFMRC-RD1003-D100-A32-Z08-H	100	8	32	50	5					
GFMRC-RD12T3-D040-A16-Z04-H	40	4	16	40	6	RD.. 12T3..	011014	002022	011014	018005
GFMRC-RD12T3-D050-A22-Z05-H	50	5	22	50	6					
GFMRC-RD12T3-D063-A22-Z06-H	63	6	22	50	6					
GFMRC-RD12T3-D080-A27-Z07-H	80	7	27	50	6					
GFMRC-RD12T3-D100-A32-Z08-G	100	8	32	50	6					
GFMRC-RD12T3-D125-B40-Z09	125	9	40	63	6					
GFMRC-RD1204-D40-A16-Z04-H	40	4	16	40	6	RD.. 1204..				
GFMRC-RD1204-D050-A22-Z05-H	50	5	22	50	6					
GFMRC-RD1204-D052-A22-Z05-H	52	5	22	50	6					
GFMRC-RD1204-D063-A22-Z06-H	63	6	22	50	6					
GFMRC-RD1204-D080-A27-Z07-H	80	7	27	50	6					
GFMRC-RD1204-D100-A32-Z08-H	100	8	32	50	6					
GFMRC-RD1604-D052-A22-Z04-H	52	4	22	50	8	RD.. 1604..	002028	002014	011032	
GFMRC-RD1604-D063-A22-Z05-H	63	5	22	50	8					
GFMRC-RD1604-D080-A27-Z06-H	80	6	27	50	8					
GFMRC-RD1604-D100-A32-Z07-H	100	7	32	50	8					



Bestellbeispiel/Ordering example: 1 Stk/pcs. GFMRC RD1604 D100 A32 Z07 H



Bezeichnung Designation	Abmessungen (mm) Dimensions (mm)							Wendeplatte Insert 	Ersatzteile Spare parts				
	Z		D	b	a	d	B			Torx Schlüssel Torx key 			
	TOTAL	EFFECTIVE											
GSDM-CC06-D80x8 -d27-Z10	10	5	80	8	17	27	12	CC..0602..	011008	018003			
GSDM-CC06-D100x8 -d32-Z12	12	6	100	8	25	32	12						
GSDM-CC06-D125x8 -d40-Z14	14	7	125	8	35	40	12						
GSDM-CC06-D160x8 -d40-Z16	16	8	160	8	52	40	12						
GSDM-CC06-D200x8 -d40-Z18	18	9	200	8	70	40	12						
GSDM-CC06-D80x10 -d27-Z10	10	5	80	10	17	27	14						
GSDM-CC06-D100x10 -d32-Z12	12	6	100	10	25	32	14						
GSDM-CC06-D125x10 -d40-Z14	14	7	125	10	35	40	14						
GSDM-CC06-D160x10 -d40-Z16	16	8	160	10	52	40	14						
GSDM-CC06-D200x10 -d40-Z18	18	9	200	10	70	40	14						
GSDM-CC09-D80x12 -d27-Z08	8	4	80	12	17	27	16				CC..09T3..	011014	018005
GSDM-CC09-D100x12 -d32-Z10	10	5	100	12	25	32	16						
GSDM-CC09-D125x12 -d40-Z12	12	6	125	12	35	40	16						
GSDM-CC09-D160x12 -d40-Z14	14	7	160	12	52	40	16						
GSDM-CC09-D200x12 -d40-Z18	18	9	200	12	70	40	16						
GSDM-CC09-D80x14 -d27-Z08	10	5	80	14	17	27	18						
GSDM-CC09-D100x14 -d32-Z10	12	6	100	14	25	32	18						
GSDM-CC09-D125x14 -d40-Z12	14	7	125	14	35	40	18						
GSDM-CC09-D160x14 -d40-Z14	16	8	160	14	52	40	18						
GSDM-CC09-D200x14 -d40-Z18	18	9	200	14	70	40	18						
GSDM-CC12-D80x16 -d27-Z06	6	3	80	16	17	27	20	CC..1204..	011040	018006			
GSDM-CC12-D100x16 -d32-Z08	8	4	100	16	25	32	20						
GSDM-CC12-D125x16 -d40-Z10	10	5	125	16	35	40	20						
GSDM-CC12-D160x16 -d40-Z12	12	6	160	16	52	40	20						
GSDM-CC12-D200x16 -d40-Z14	14	7	200	16	70	40	20						
GSDM-CC12-D80x18 -d27-Z06	6	3	80	18	17	27	22						
GSDM-CC12-D100x18 -d32-Z08	8	4	100	18	25	32	22						
GSDM-CC12-D125x18 -d40-Z10	10	5	125	18	35	40	22						
GSDM-CC12-D160x18 -d40-Z12	12	6	160	18	52	40	22						
GSDM-CC12-D200x18 -d40-Z14	14	7	200	18	70	40	22						
GSDM-CC12-D250x18 -d40-Z16	16	8	250	18	90	40	22						
GSDM-CC12-D80x20 -d27-Z06	6	3	80	20	17	27	24						
GSDM-CC12-D100x20 -d32-Z08	8	4	100	20	25	32	24						
GSDM-CC12-D125x20 -d40-Z10	10	5	125	20	35	40	24						
GSDM-CC12-D160x20 -d40-Z12	12	6	160	20	52	40	24						
GSDM-CC12-D200x20 -d40-Z14	14	7	200	20	70	40	24						
GSDM-CC12-D250x20 -d40-Z16	16	8	250	20	90	40	24						

Bestellbeispiel/Ordering example: 1 Stk/pcs. GSDM CC12 D250x20 d40 Z16



Bezeichnung Designation	Abmessungen (mm) Dimensions (mm)								Wendeplatte Insert	Ersatzteile Spare parts	
	Z		D	b	d	L	d1	d2		 Spannschraube Clamping screw	 Torx Schlüssel Torx key
	TOTAL	EFFECTIVE									
GTSM90-CC06-D17X8- W16-L85- Z02	2	1	17	8	16	85	10	16	CC.. 0602..	011008	018003
GTSM90-CC06-D32X8- W25-L100-Z04	4	2	32	8	25	100	16	23			
GTSM90-CC06-D63X8- W32-L125-Z08	8	4	63	8	32	125	31.5	30			
GTSM90-CC06-D18X9- W16-L90- Z02	2	1	18	9	16	90	10	16			
GTSM90-CC06-D20X9- W16-L85- Z04	4	2	20	9	16	85	10	16			
GTSM90-CC06-D23X10- W20-L90- Z04	4	2	23	10	20	90	12	25			
GTSM90-CC06-D32X10 -W25-L100-Z04	4	2	32	10	25	100	16	25			
GTSM90-CC06-D45X10 -W32-L120-Z06	6	3	45	10	32	120	20	25			
GTSM90-CC06-D25X11 -W25-L100-Z04	4	2	25	11	25	100	13	20	CC.. 09T3..	011014	018005
GTSM90-CC09-D30X12 -W25-L100-Z04	4	2	30	12	25	100	16	25			
GTSM90-CC09-D32X12 -W25-L100-Z04	4	2	32	12	25	100	16	25			
GTSM90-CC09-D32X14 -W25-L100-Z04	4	2	32	14	25	100	16	25			
GTSM90-CC09-D37X16 -W32-L120-Z04	4	2	37	16	32	120	17	30			
GTSM90-CC09-D42X17 -W32-L120-Z04	4	2	42	17	32	120	19	30			
GTSM90-CC09-D40X18 -W32-L120-Z04	4	2	40	18	32	120	19	30			
GTSM90-CC12-D47X20 -W32-L120-Z04	4	2	47	20	32	120	25	45			
GTSM90-CC12-D52X21 -W32-L120-Z04	4	2	52	21	32	120	25	45	CC.. 1204..	011040	018006
GTSM90-CC12-D50X22 -W32-L120-Z04	4	2	50	22	32	120	25	45			
GTSM90-CC12-D55X22 -W32-L120-Z04	4	2	55	22	32	120	25	45			

Bestellbeispiel/Ordering example: 1 Stk./pcs. GTSM90 CC06 D17X8 W16 L85 Z02

 **GOLDBERG®**
innovation. precision. performance.



**Precision reached
with best technology.**

www.goldberg-tech.de